

## TRAINING PORTAL INSTRUCTION

### Registering on the training portal

Permit applicant registers on the training portal personally at <https://register.gimletlms.com/Nordkalk>. The link to the training portal can also be found on Nordkalk's homepage at <https://www.nordkalk.com/access-to-nordkalks-plant-areas/>. The language options for both logging into the education portal and completing the courses are Finnish and English.

Role selection (picture 1)

Tanker drivers who drive lime products choose the role "Silo truck driver (only dry bulk)". All other drivers choose the role "Other driver"

<https://register.gimletlms.com/Nordkalk?lng=en>

English

# Nordkalk

Welcome to Nordkalk training portal

With this registration form you can register to the Nordkalk training portal. Start by selecting your role and click Continue.

Select role:

- Silo truck driver (only dry bulk)
- Other driver
- Contractor
- Visitor

Continue

Registration form (picture 2)

English

## Nordkalk


### Register to Nordkalk training portal

1. Fill in the requested information and click **Register**.
2. You will get a login link to the training portal for your e-mail.


I have already registered: [login with your e-mail address](#)

First name \*

Last name \*

Email \* 

Phone \*

Select a company \* 

I have read the [Privacy Statement](#) and hereby give my consent to the use and registration of my personal data in accordance with the Statement.

**Register**

[Go back](#)

Fill in the information requested in the registration form..

The given email address must be available at the time of logging in to the portal. A login link and password will be sent to this e-mail.

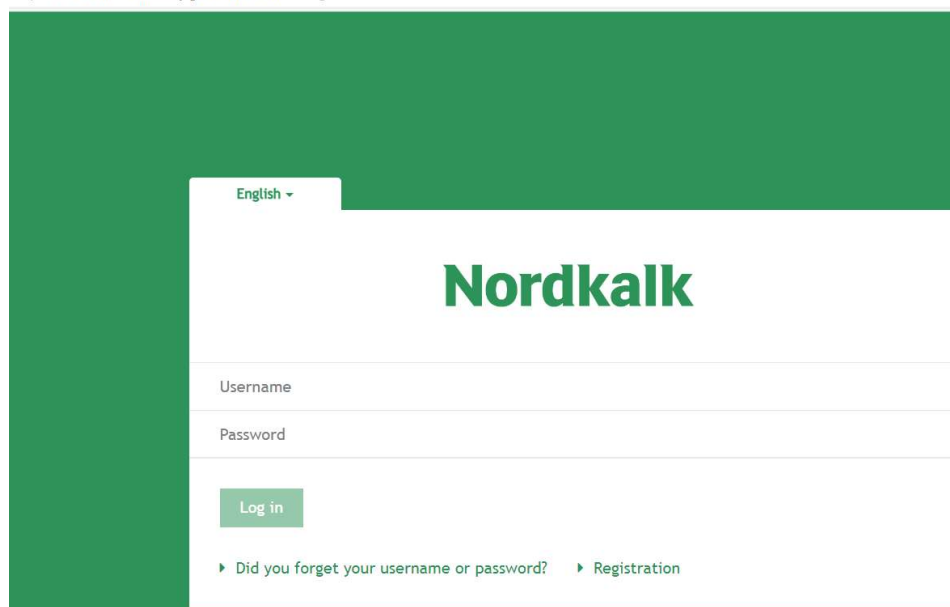
If there is no company represented by the driver in the company listing, select "Other company" and write the name of the company in the field below.

Confirm reading and acceptance of the privacy policy before registering.

## Logging into the training portal

Log in to the training portal at <https://nordkalk.community.gimletlms.com/fi>. The username is the e-mail address used for registration and the password was sent to that e-mail (picture 3)

<https://nordkalk.community.gimletlms.com/en/login>



English ▾

# Nordkalk

Username

Password

Log in

▶ Did you forget your username or password? ▶ Registration

## Completion of courses

The first training to be completed is the driver's orientation course. Other courses will not appear active until this course is completed. The duration of completing the driver's orientation course is approximately 10-15 minutes, depending on the chosen role and the speed of completion of the course.







After completing the orientation course, a region-specific orientation course must be completed. There are 5 regional orientation courses – Parainen, Tytyri, Sipoo, Lappeenranta and Other locations. By completing the orientation course of Other locations, the driver gets permission to enter the loading areas of Kemi, Raahe, Kokkola, Vimpeli ja Vampula. The driver must only complete the orientation courses for which he needs an access permit. The duration of one area orientation is a maximum of 5 minutes.

## View of training courses (picture 4)

https://nordkalk.community.gimletms.com/en

Nordkalk Home | Courses | Log out English -

### Trainings

 <p><b>Driver orientation course</b> ✓</p> <p>The driver's orientation course guides the operating methods and provides sufficient capabilities to operate safely in Nordkalk's factory areas. This course must be completed before completing the re ...</p> <p>Started: 09.01.2024 Completed: 09.01.2024 Expires: 08.01.2026</p> <p>Open</p>	 <p><b>Area Orientation: Parainen, drivers</b></p> <p>Start</p>
 <p><b>Area orientation: Tytyri, drivers</b></p> <p>Start</p>	 <p><b>Area orientation: Lappeenranta, drivers</b> ✓</p> <p>Started: 09.01.2024 Completed: 09.01.2024 Expires: 08.01.2026</p> <p>Open</p>
 <p><b>Area orientation: Sipoo, drivers</b></p>	 <p><b>Area orientation: Other locations, drivers</b></p> <p>Access to Nordkalk locations: Raahе, Kokkola, Vimpeli and Vampula</p>

## Certificate

After completing each area orientation course, the driver will receive a certificate of access permit to his e-mail (picture 5).



When applying for an access identifier or otherwise requested, the driver must prove the validity of the access permit by presenting the e-mail received. Course completions are also automatically registered in the Abloy Os access control system, from which the validity of the access permit can be checked if necessary.

## Access ID

The distribution of access IDs (tags) works as before at local dispatch offices or by sending them by post. The condition for granting the access permit, i.e. the approved completion of the regional orientation course, is checked from the access control system. Only approved course completions are registered in the system.